

# STYLISH ACCESSIBILITY

## PRODUCT GUIDE TO KALEA PLATFORM & CABIN LIFTS

Lift solutions for private, public and commercial buildings



## KALEA LIFT SOLUTIONS

Kalea Lifts offers you a wide range of elegant lift solutions that will blend in seamlessly with the architecture of any building. Regardless of lift size, model and choice of finish, our lifts are designed to have minimal structural and environmental impact.

## THE UNIQUE KALEA QUALITY

Thanks to their smart and space-saving concept, our lifts will add comfort and beauty to any interior, at a fraction of the cost of a conventional lift.

The lift installation only takes a few days and has minimal structural impact on your building. Our screw-driven lift technology is reliable, robust and environmentally friendly, making a lift a by Kalea a very good choice.





# KALEA KOSMOS



The Kalea Kosmos has an elegant, futuristic design and a virtually soundless drive system to blend in seamlessly with your interior design and everyday life. To ensure that you get a lift which is perfectly adapted to your needs and budget, the Kalea Kosmos is available in three different models. We invite you to discover the Kalea Kosmos X60, X70 and X90, our next generation of platform lifts.

## x60

### KALEA KOSMOS X60

The elegant and ergonomic touchscreen control panel is available with hold-to-run to comply with European Accessibility Standards.

- ✓ TOUCHSCREEN PLATFORM CONTROLS
- ✓ TOUCHSCREEN CALL BUTTONS
- ✓ 3 LED DOWNLIGHTS
- ✓ TOP SAFETY BAR IN PU LEATHER
- ✓ AL5 ALUMINIUM DOORS
- ✓ ECOSILENT DRIVE SYSTEM

## x70

### KALEA KOSMOS X70

The elegant and ergonomic touchscreen control panel is available with hold-to-run to comply with European Accessibility Standards.

- ✓ TOUCHSCREEN PLATFORM CONTROLS
- ✓ TOUCHSCREEN CALL BUTTONS
- ✓ LED LIGHT STRIP
- ✓ 4 LED DOWNLIGHTS
- ✓ TOP SAFETY BAR IN PU LEATHER
- ✓ TOP PANEL ON PLATFORM IN PU LEATHER
- ✓ AL5 ALUMINIUM DOORS
- ✓ ECOSILENT DRIVE SYSTEM

## x90

### KALEA KOSMOS X90

The elegant and ergonomic touchscreen control panel is available with hold-to-run to comply with European Accessibility Standards.

- ✓ TOUCHSCREEN PLATFORM CONTROLS
- ✓ TOUCHSCREEN CALL BUTTONS
- ✓ BUILT-IN CIRCULATION FAN WITH SPEED CONTROL
- ✓ 5 LED DOWNLIGHTS
- ✓ TOP SAFETY BAR IN PU LEATHER
- ✓ TOP PANEL ON PLATFORM IN PU LEATHER
- ✓ AL6 PANORAMIC ALUMINIUM DOORS
- ✓ LED LIT SAFETY EDGES (OPTION)
- ✓ ECOSILENT DRIVE SYSTEM

# PANORAMIC LIFT SHAFT

Our lifts are always delivered with a ready-made shaft in steel or glass to speed up installation and reduce your building costs. In addition, the smart construction of our platform lifts makes it possible to glaze all 4 sides of the lift shaft, offering you the opportunity to create an elegant and ethereal lift design that preserves the light and airiness of your space.



## KALEA HOME LIFTS

### CREATIVE LIFT DESIGN FOR YOUR HOME

The compact design and great choice of colours, materials and accessories, enable home lift Kalea Kosmos to blend in seamlessly with any interior style.



The Kalea Kosmos is small enough to fit inside the tiniest of spaces, yet big enough to make a world of difference.




Imagine your home without stairs, a home where all floors are accessible at the push of a button. A home lift by Kalea can make this happen. Contact Kalea for advice and we will help you design the home lift of your dreams.

# CUSTOMISE YOUR KOSMOS

Discover our wide range of colours, materials and floors. For more information, please visit [www.kalealifts.com](http://www.kalealifts.com)

## KALEA X6o

### COLOURS




RAL 9016

### FLOORING



ALTRO PITCH



CHARCOAL UNI



COPPER STARDUST


### GLAZING



CLEAR GLASS

## KALEA X7o

**COLOURS** – The Kalea Kosmos X7o offers you the choice of 10 elegant RAL colours.




RAL 9016



RAL 5024



RAL 3012



RAL 1011




RAL 9011




RAL 9006



RAL 6033



RAL 1001



RAL 7016



RAL 9005

### FLOORING



ALTRO PITCH



CHARCOAL UNI



COPPER STARDUST



MARMOLEUM MIST GREY



MARMOLEUM GRAPHITE



MARMOLEUM LAVA


### GLAZING




CLEAR GLASS




ARCTIC SNOW




POLAR WHITE




LIGHT FUME BROWN



DARK FUME BROWN



LIGHT FUME GREY




DARK FUME GREY

# CREATIVE LIFT DESIGN

Make the lift enhance your interior design by creating exciting contrasts between different colors and materials.

## KALEA X90

**COLOURS** – The Kalea Kosmos X90 offers you the choice of close to 300 RAL and premium colours.



RAL 9016




RAL 5024




RAL 3012



RAL 1011



Anodic Gold



RAL 9011



RAL 9006




RAL 6033




RAL 1001



Anodic Sapphire



RAL 7016



RAL 9005

## FLOORING




ALTRO PITCH



CHARCOAL UNI



COPPER STARDUST



CHOCOLATE BLUES



NORI



MARMOLEUM MIST GREY



MARMOLEUM GRAPHITE



MARMOLEUM LAVA



MILK CHOCOLATE

## GLAZING




CLEAR GLASS




ARCTIC SNOW




POLAR WHITE




LIGHT FUME BROWN



DARK FUME BROWN



LIGHT FUME GREY



DARK FUME GREY



## STANDARDS AND CERTIFICATES

Type Certificate  
Green Label/Energy Certificate:  
**A** with EcoSilent  
**B** with our standard drive

## KALEA ECOSILENT – A QUIET REVOLUTION FOR SCREW-DRIVEN LIFTS

For many years now, the demand for lifts has been growing at the same pace as the ageing population and the number of floors in our buildings. However, lifts consume an estimated 4% of the energy produced globally and generate a lot of noise pollution in our homes and cities.


This inspired our engineers to create the EcoSilent drive system, which is a quiet revolution for screw-driven lifts.

A lift equipped with EcoSilent carries Energy Label A and only uses an estimated 215 kWh per year, which is less than a modern washing machine.\*

In addition, the EcoSilent system brings the sound level down to as little as 40 dB, which equates to the sound level inside a quiet library.\*\*



\*Estimated energy consumption based on a 2 stop lift with 3.6 m travel, equipped with EcoSilent and a frequency of use of 20 travels/day.

\*\*Sound measurement performed 2 m from a lift, with a 150 kg load, travelling at constant speed.



### SILENT OPERATION

Lifts equipped with the EcoSilent system are extremely quiet. Inside the lift, the sound level is 55 dB equivalent to the sound of a dish washer. Outside the lift, the sound level is 40 dB.





KALEA CABIN LIFT



## THE SMART CHOICE

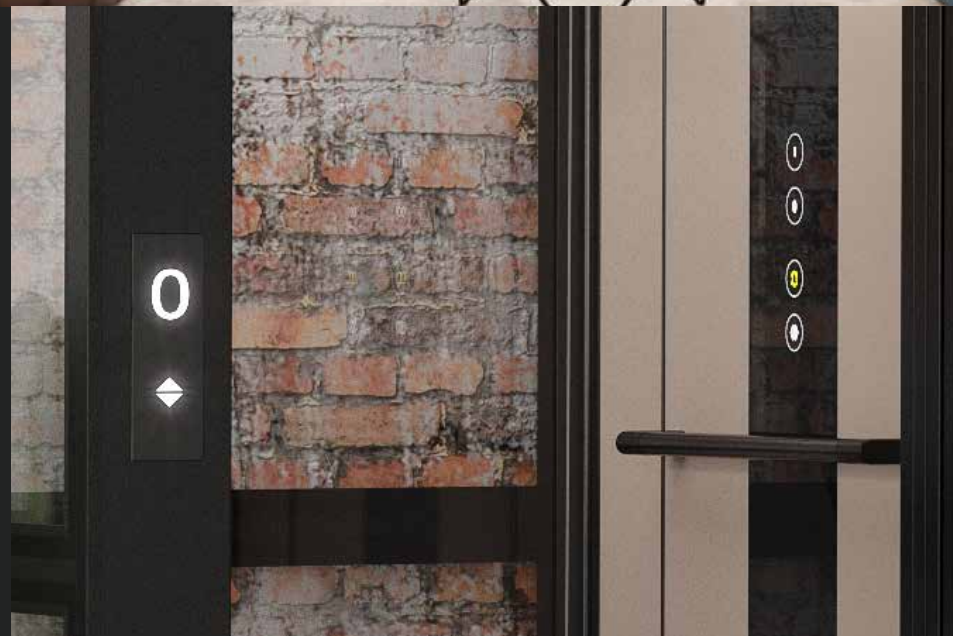
The modular construction of Kalea C1 Futura enables us to streamline our lift production, but also offers you several advantages: Your lift can be delivered and installed a lot faster than other lifts, while our ready-made lift concept minimises the need for refurbishment and reduces your building costs. In addition, our screw-driven system is very reliable and low-maintenance, compared to other drive systems.



## SPACE-SAVING DESIGN

Operated with one-touch automatic controls and equipped with sliding doors, the Kalea C1 Futura gives you all the comfort of a cabin lift with the major advantages of a platform lift.

- Low lift pit of 100 mm
- 2500 mm top height
- Ready-made shaft as an option
- Lift capacity of 300–630 kg





## LIFT DESIGN TRUE TO YOUR STYLE

Kalea C1 Futura offers you an elegant, efficient and adaptable lift solution. Our great choice of colours and materials makes it easy for you to create a lift design, perfectly in tune with your own sense of style.



**BUILT-IN TO BLEND IN**

Kalea C1 Futura is available with or without a shaft for easy installation inside a site-built or existing lift shaft.

## CREATE YOUR BESPOKE DESIGN

Kalea offers you the freedom to create a unique cabin lift design, perfectly in tune with your building and sense of style.




**WITH OR WITHOUT SHAFT** – Delivered with a ready-made shaft in steel or glass, or without for installation in an existing or site-built shaft.

**TOUCHSCREEN CALL BUTTON** – The touchscreen call button includes a level indicator. A tag reader for auto lock is available as an option.

**CLASSIC CALL BUTTON** – The classic call button is available with a face plate in any RAL or premium colour and can be fitted with various locking systems. The call buttons can also be wall-mounted as an option (box provided).



**DOOR OPTIONS**  
Steel, stainless steel, glass or EI60 fire rated



**CEILING OPTIONS**  
The cabin ceiling is available in two models; steel ceiling with LED spotlights or LED light diffuser ceiling in frosted plexiglas.



## CONTROL PANEL

**TOUCH CONTROL PANEL** - User-friendly and responsive touchscreen control panel in black glass, with integrated level indicator and telephone/speaker.

**CLASSIC CONTROL PANEL** - Conventional control panel with tactile and illuminated push buttons and integrated level indicator and telephone/speaker. Available in stainless steel or in any RAL colour as an option.

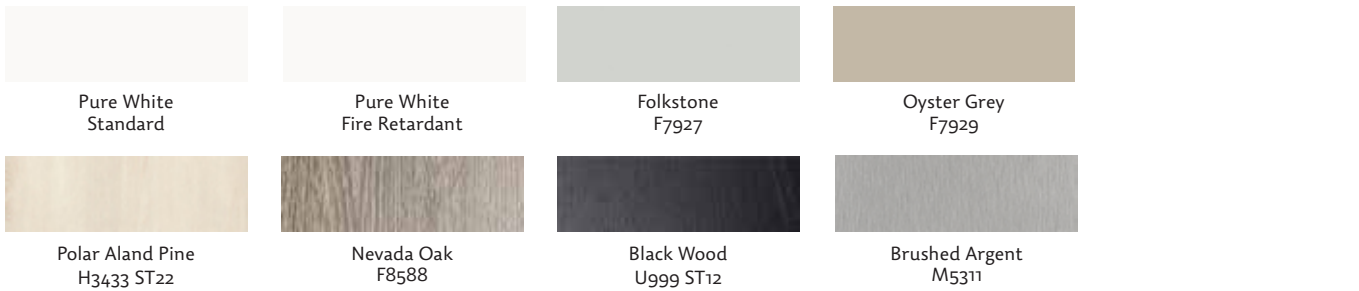


## CUSTOMISE YOUR CABIN LIFT


### COLOUR SELECTION FOR SHAFT & DOORS



### CABIN WALL COLOURS (LAMINATE)



### FLOOR OPTIONS COLLECTION



### GLAZING OPTIONS



## ACCESSIBILITY OPTIONS

To meet with different accessibility standards, the Kalea C1 Futura cabin lift is available with a range of accessories and options with an ergonomic and user-friendly design.

### Ceiling with LED spotlights

120 LUX

### Multi-functional integrated speaker

Speaker for emergency phone, voice announcement and arrival signal.

### Level indicator with 3" display

### Wall mounted mirror

### Elegant stainless steel panel

### Horizontal control panel

Ergonomic control panel, compliant with EN 81-70.

### Ergonomic handrails

2 sturdy handrails in black anodized aluminium.

### Double horizontal control panels



### Ergonomic call buttons

Doors are equipped with 50x50 mm tactile push buttons with back light, compliant with EN 81-70.

- Call buttons with one touch operation.
- Face plate available in any RAL or premium colour as an option.



### Horizontal control panel in stainless steel

Inclined control panel with 50x50 mm tactile push buttons equipped with back light and Braille, compliant with EN 81-70. Available for all cabin sizes except the 900x950 mm.

- Destination buttons with one touch operation.
- The alarm button activates the alarm signal and emergency telephone.
- The door opening button makes it easy to re-open the door.

## DESIGN WITH MIRRORS

A mirror wall creates a sensation of space inside the cabin, while smaller mirrors can serve as a great visual aid when you enter and exit the lift.

The Kalea C1 Futura offers you several stylish mirror alternatives to suit your preference and needs.



**WALL MOUNTED MIRROR  
ON A/C SIDE**



**WALL MOUNTED MIRROR  
ON B SIDE**

CABIN SIZE W x D, mm*	MIRROR WALL A/C W x H, mm	WALL MOUNTED MIRROR B W x H, mm	WALL MOUNTED MIRROR A/C W x H, mm
900 x 950	900 x 2130	700 x 1144	700 x 1144
900 x 1200	900 x 2130	700 x 1144	700 x 1144
900 x 1400	900 x 2130	700 x 1144	700 x 1144
1100 x 1200	1100 x 2130	700 x 1144	900 x 1144
1100 x 1400	1100 x 2130	700 x 1144	900 x 1144
1100 x 1700	1100 x 2130	700 x 1144	900 x 1144

\* Width = side A/C, Depth = side B



## OUTDOOR LIFT SOLUTION

Our weather resistant outdoor lifts offer comfortable access to all floors, create a seamless flow between your indoor and outdoor areas and preserve the space inside. Visit [www.kalealifts.com](http://www.kalealifts.com) to download our outdoor lift brochure and learn more about our outdoor lift concept.





## LIFT DESIGN IN TUNE WITH YOUR BRAND

Kalea offers you a great choice of colours and materials to make it easy for you to create a lift design, perfectly in tune with your brand and sense of style.



## KALEA COMMERCIAL LIFTS

Platform lift Kalea A4 Primo is a space-saving and elegant lift solution which is a great choice for your business. The ready-made lift shaft, minimal pit and low top height make lift installation incredibly fast and easy in both new and existing buildings.



## BESPOKE FEATURES

To keep the space open and airy, the Kalea A4 Primo can be equipped with a gate on the top floor.

For this particular project, customised wooden door handles were created to make the lift design tie in with the beautiful hardwood floor.





## KALEA PUBLIC LIFTS

The low pit, small footprint and ready-made lift shaft make our lift solutions ideal for existing buildings.

Kalea offers you a great choice of different shaft materials, colours and door models to create the perfect lift design for your project.





The elegant steel doors with panoramic glazing is our standard door model, but we also offer gates, aluminium doors and fire rated doors.





## KALEA CARGO & STRETCHER LIFTS

The Kalea A4 Mille is a large, powerful and versatile lift. The lift is certified for transportation of both passengers and goods and has a capacity of 1000 kg.


The low lift pit, reduced top height and ready-made shaft, make the A4 Mille a very cost-efficient lift solution for a wide range of public and commercial applications



## VERSATILE & POWERFUL LIFTS

Thanks to the generous platform dimensions and extra wide doors, the Kalea A4 Mille has the capacity to handle goods pallets and pallet trucks, just as well as stretchers, hospital beds and groups of up to 10 people.





KALEA A4 MILLE

## OPTIONS FOR YOUR COMFORT

Because your comfort is important to us, we offer a wide range of accessories and options to make our lifts even more convenient and easy to use.



**SHAFT OPTIONS** – The ready-made shaft is available in steel or in clear or tinted safety glass. All four sides of the lift shaft can be glazed for an open and airy look.

**DOOR MODELS** – Choose between steel doors, aluminium doors or EI60 fire rated doors. The steel and aluminium doors are available with concealed automatic door openers to provide access in full comfort.

**TOUCHSCREEN CALL BUTTON** – The call button with touchscreen panel includes a level indicator. A tag reader for auto lock is available as an option.

**CLASSIC CALL BUTTON** – The classic call button is available with a face plate in any RAL or premium colour and can be fitted with various locking systems. The call buttons can also be wall-mounted as an option (box provided).



**SHAFT CEILING WITH LED LIGHT**  
Energy-saving and durable lighting

# CREATE YOUR BESPOKE DESIGN

Kalea offers you the freedom to create a unique platform lift design, perfectly in tune with your building and sense of style.



## CUSTOMISE YOUR KALEA A4 PRIMO, MINI & MILLE

### COLOUR COLLECTION



RAL 9016



RAL 9006



RAL 7016



Vintage Red



RAL 9005



Quartz 2



Flamed Steel



January 4




White Pearl BD



Anodic Gold

### FLOOR OPTIONS



Pitch Black



Wood Natural Oak



Wood Whitewashed Oak



Star Snow



Black Seagrass



Original Concrete




Aqua Umber



Original Umber




Stone Grey Speckled




Aluminium Chequered Plate

For Kalea A4 Primo and A4 Mini, it is also possible to customise the lift floor by fitting your own tiles or laminate (max 20 mm thick).

### GLAZING OPTIONS




Clear glass




Arctic Snow




Polar White



Light Fume Brown



Light Fume Grey



Dark Fume Brown



## MAGIC MODULARITY

Thanks to our smart, modular concept, our lift solutions will save you a lot of time, money and space, compared to conventional lifts. While a conventional lift takes months to manufacture and several weeks to install, a lift by Kalea is delivered within weeks and installed in just a few days.





### Day 1 – Installation

First day – The bottom frame, guides and platform are installed. Your platform lift can be installed with or without a lift pit.

### Day 2 – Installation

Second day – The doors, shaft and platform cladding are installed, all electrics are plug & play and easy to connect.

### Day 3 – Installation

Third day – The finishing touches are applied and all functions of the lift are tested. Your lift is now ready to use.

All Kalea lift models carry the CE mark and go through extensive testing and quality checks before leaving our factory. Our lifts are certified products that comply with European Safety Standard Machinery Directive 2006/42/EC. The brand Kalea Lifts is owned by Cibes Lift Group AB ©. For more product details and information about the product and accessory selection, contact Kalea Lifts. This product information is general, and we reserve the right to modify product design and specifications. Minor deviations in colour reproduction can occur. © CIBES LIFT GROUP AB



Energy Label A with Kalea Eco Silent



DRAWINGS FOR DOWNLOAD



A modern living room with a large, glowing spherical light fixture made of a network of white lines. The room features a light-colored sectional sofa, a dark coffee table, and a large potted plant. The walls are white, and there are several framed artworks. Large windows with black frames offer a view of a city building. The ceiling has a dark track with recessed lighting.

## THIS IS KALEA

Kalea was created in 1898 in Gothenburg, Sweden, and is one of the oldest lift brands still in existence. In 2008, Kalea became a member of Cibes Lift Group, one of the world's largest manufacturers of space-saving, modular lifts. All lifts are manufactured in our factory in Gävle, Sweden, and distributed to more than 70 countries via a network of 200 certified dealers. Visit [www.kalealifts.com](http://www.kalealifts.com) to find your closest dealer.

**KALEA**   
LIFTS

[www.kalealifts.com](http://www.kalealifts.com)