



Symmetry Asterix

Travel Like a Star

Elevate Life to Luxury Living

Cibăș | **SYMMETRY**



Elevate Your Life to Luxury Living

Our latest home elevator, the Symmetry Asterix, lets you travel like a star and experience effortless access to every floor of your home, surrounded by exquisite lighting and elegant wood. Compact, ready-made, and easy to install, this residential elevator offers you a perfect fusion of contemporary design and traditional materials. If you want to elevate your life to luxury living, the Symmetry Asterix is the perfect choice for you.

Life. Elevated.





Did you know that the name Asterix comes from the Greek word "aster" that means star?

Customize Your Symmetry Asterix

Because we want the Symmetry Asterix to blend perfectly into your home, your elevator is customizable to suit your taste and sense of style. The Symmetry Asterix has all the qualities to become the home elevator of your dreams. So, why wait? Start designing your dream elevator today!

Elevator With a Premium Standard

To cater to your comfort, the Symmetry Asterix includes standard features such as the choice of 3 standard car sizes: 36" x 48", 36" x 54" and 40" x 54" (w x d).

Signature Lighting

One of the signature features of the Symmetry Asterix is its spectacular lighting design. The delicate halo around the call buttons illuminates as soon as the elevator is used, and the elegant linear light pattern of the cabin walls and ceiling offers you the unique experience of traveling inside a light portal.

Smart Light Features

For your peace of mind, all light features of the Symmetry Asterix are created with energy-efficient and durable LED technology, and thanks to our smart software, we can tailor the lighting programming of the Symmetry Asterix to your preferences. To enhance your travel experience even more, the elevator car includes a dimmer control, allowing you to adjust the light intensity to harmonize with your mood.

User-Friendly Functions

The control panel is ergonomic and user-friendly without compromising on elegance. For your comfort and convenience, all elevator functions are accompanied by instructive symbols and text.



Exclusive Wood Finishes

We want you to indulge yourself with the warm elegance of wood that gives the Symmetry Asterix such a timeless and exclusive look. To help you find the perfect match for your home, the Symmetry Asterix is available in 4 beautiful wood grains and in 4 different stains.

Stains (Shown on Red Oak)




Clear Coat





Country Pine




Golden Oak




Traditional Cherry




Maple
Discover the effortless elegance of maple wood whose pale, creamy tones and subtle grain pattern will add sophistication to any interior.



Walnut
Indulge in the rich color and distinctive grain of black walnut to add the perfect blend of natural beauty and elegance to your home.



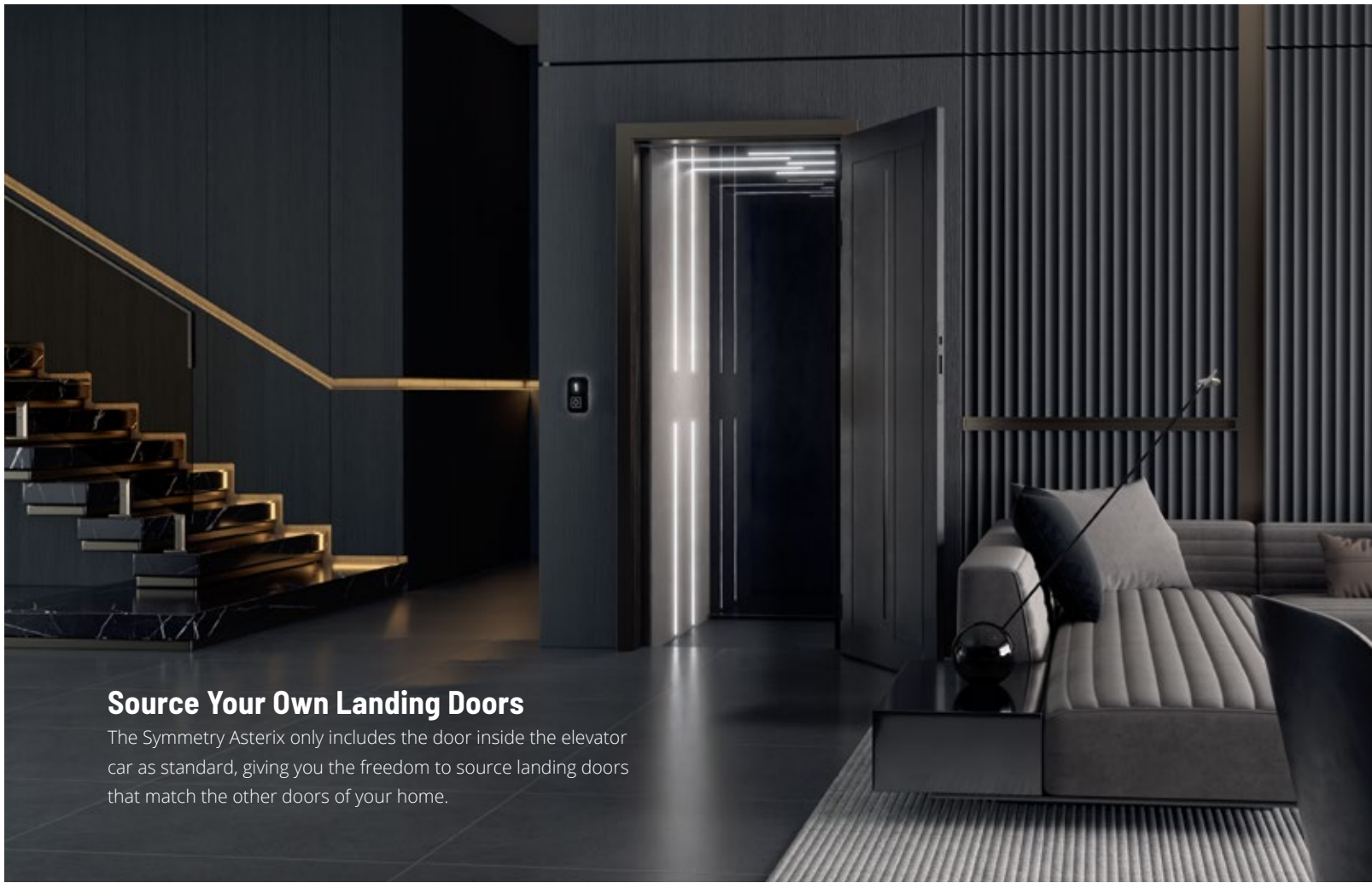
Cherry
Savor the warm and vibrant red and amber colored tones of cherry wood that will infuse your home with a warm and welcoming atmosphere.



White Oak
Experience the timeless charm of white oak, offering sophistication to any home interior, thanks to its distinctive wood grain and light hues.

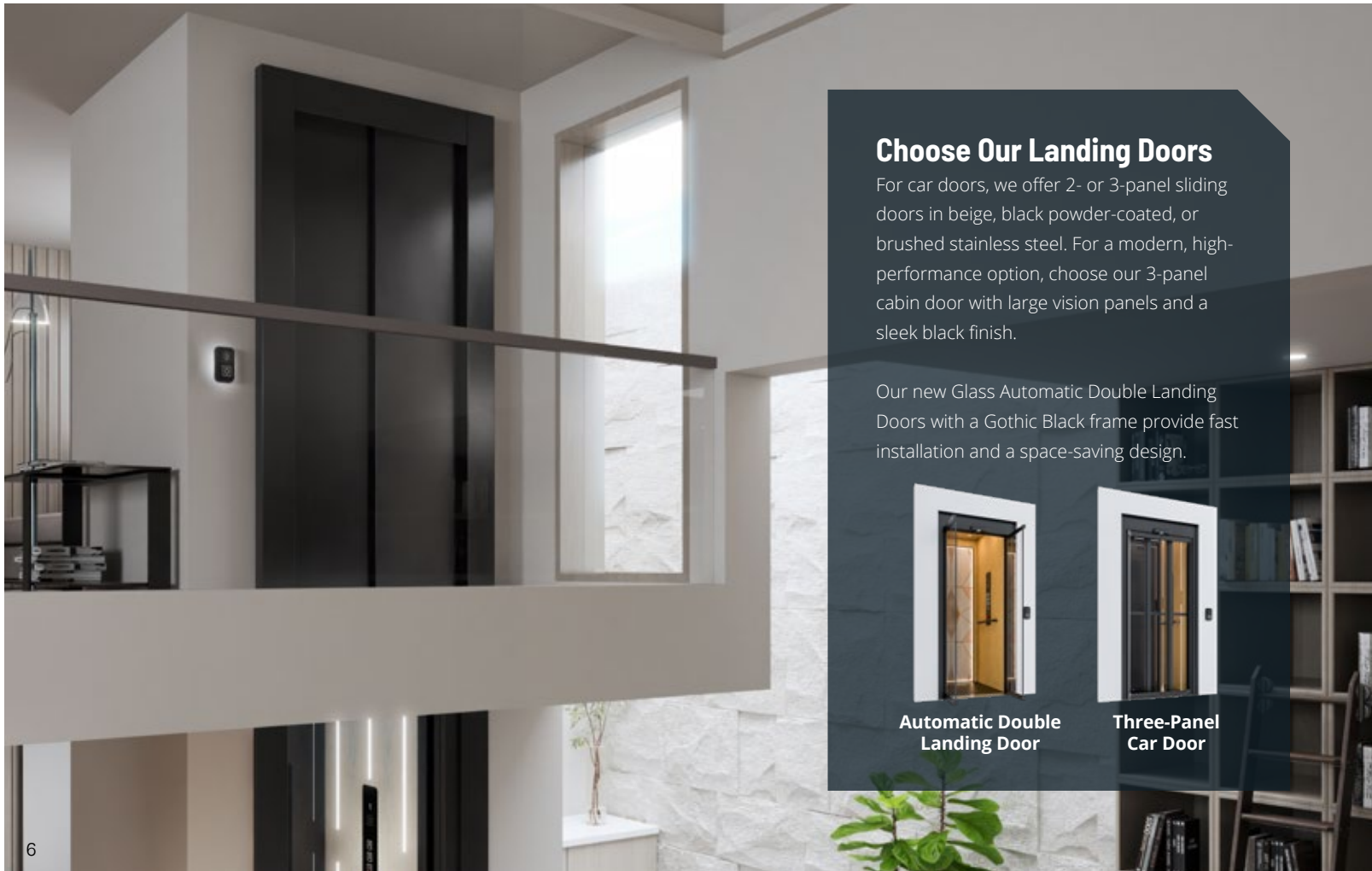
Disclaimer:

Wood is a natural material, and as such, variations in color, texture, tone, and grain are to be expected. Many customers value these unique characteristics; however, preferences can differ. For this reason, we cannot guarantee the exact color, sheen, or appearance of any wood finish. Each piece is inherently one-of-a-kind.



Source Your Own Landing Doors

The Symmetry Asterix only includes the door inside the elevator car as standard, giving you the freedom to source landing doors that match the other doors of your home.



Choose Our Landing Doors

For car doors, we offer 2- or 3-panel sliding doors in beige, black powder-coated, or brushed stainless steel. For a modern, high-performance option, choose our 3-panel cabin door with large vision panels and a sleek black finish.

Our new Glass Automatic Double Landing Doors with a Gothic Black frame provide fast installation and a space-saving design.




Automatic Double Landing Door



Three-Panel Car Door

Customized Flooring

Your Symmetry Asterix home elevator is always delivered without finished flooring to give you the freedom to have your perfect flooring supplied and fitted by others. You decide whether you want the elevator flooring to match the other floors of your home, or if you want something completely different.



Choose Your Drive System

Our standard in line geared drive system is very space-efficient and easy to install. However, if you are looking for a home elevator with an exceptionally quiet and smooth operation, our hydraulic drive system is a great option for you.



Seamless Integration

Given that the Symmetry Asterix neither requires a deep elevator pit nor extensive headroom, it has minimal structural impact on your home. And, because your residential elevator is manufactured according to your exact specifications, it blends seamlessly into your interior design.



Smooth Installation Process

Thanks to its smart and space-efficient construction, the Symmetry Asterix can be installed much faster than conventional elevators. Installing a conventional elevator generally requires expensive structural alterations that will turn your home into a building site for several weeks. But the Symmetry Asterix is different. Thanks to its compact, ready-made construction, the Symmetry Asterix minimizes the structural impact on your home, reduces your building costs and helps you get your home back in order a lot faster.





Ready for the Next Step?

Find your closest dealer on
cibessymmetry.com





Best-In Class Warranty

For your peace of mind, your Symmetry Asterix has undergone extensive quality checks before leaving our factory. Our residential elevators are designed to be both reliable and robust and come with a market leading 3-year warranty.



Complete Peace of Mind

Made in the USA

The Symmetry Asterix is manufactured in our own factory in Peoria, Illinois. That means that we are in control of the manufacturing process from start to finish and can handle most customization requests. It also means that we have all the parts you need close at hand if you would like to update or upgrade your elevator a few years down the line.

Your Safety is Our Top Priority

Because your safety is our top priority, the Symmetry Asterix is ASME compliant and adheres to all relevant US codes. In addition, your local dealer will be there to advise and support you throughout the entire process, and we offer you an industry leading 3-year warranty. With us, you are in safe hands throughout the entire lifespan of your home elevator.



Our company was founded in 2008, by an entrepreneurial group of people, driven by the vision of elevating life across the US. Today, Symmetry has become a household name for elevators in North America, with high rankings on the Forbes List for Best Home Elevators.

In 2022, we joined forces with global Swedish elevator manufacturer Cibes Lift Group and became Cibes Symmetry. Together, we offer you close to a century of consolidated knowledge, combining Swedish innovation and design with US craftsmanship and expertise. Our wide range of ADA and ASME compliant elevating solutions is manufactured in the US and in Sweden and distributed through our nationwide network of authorized dealers.



877-375-1428

cibessymmetry.com

CIBES SYMMETRY – A PART OF CIBES LIFT GROUP

